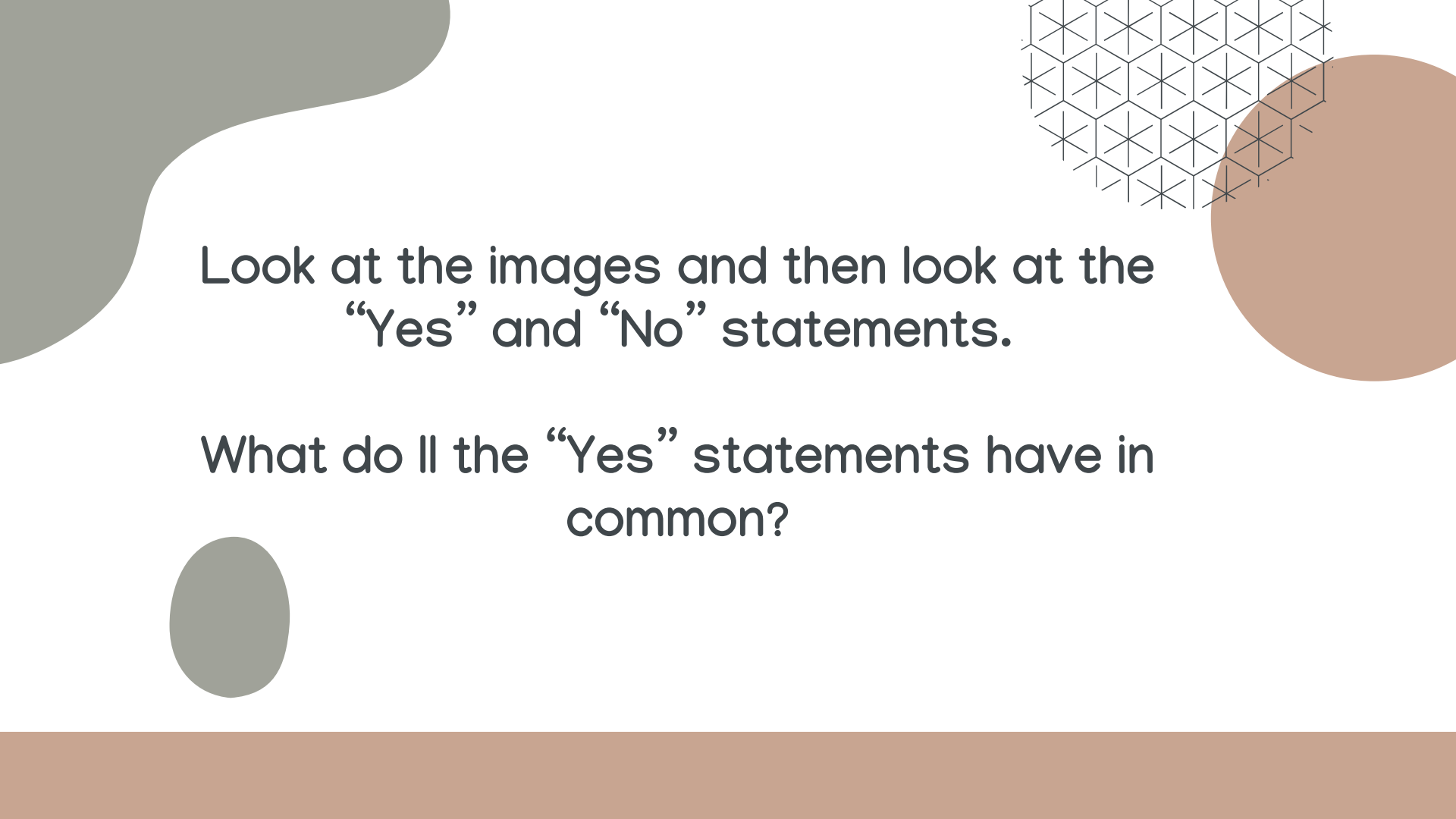




Concept Attainment

# **What is a Prediction?**




Look at the images and then look at the  
“Yes” and “No” statements.

What do ll the “Yes” statements have in  
common?



Surfer: Photo by Thomas Ashlock on Unsplash



**Yes:** The surfer is going the fall.

**NO:** The surfer is riding a big wave.




Photo by [Braden Collum](#) on [Unsplash](#)

**YES:** The runner is going to win.

**NO:** The runner is at the start line.



Photo by [Kelly Sikkema](#) on [Unsplash](#)



**YES:** A friend is behind the door.

**NO:** The door is closed.






**YES:** The black car at the bottom of the picture will stop.

**NO:** People are crossing the street.




**All of the “Yes” statements  
are predictions. What is a  
prediction?**


---



**A prediction is a guess  
about what will happen or  
what an answer is based  
on what we know.**







**Go back to the pictures you just saw. For each picture**

- **make one statement that is a more prediction.**
- **make one statement that is not a prediction.**





*Is it going to rain?*

- Make a prediction.
- Why do you think your prediction is right?




# Thanks

CREDITS: This presentation template was created  
by **Slidesgo**, including icons by **Flaticon**,  
infographics & images by **Freepik**


Please keep this slide for the attribution

# During a video call



1. On the bottom right, click More
2. Click Change background
  - a. To completely blur your background, click Blur your background
  - b. To slightly blur your background, click Slightly blur your background
  - c. To select a pre-uploaded background, click a background
  - d. To upload your own image for your background, click Add
  - e. Tip: Your camera is automatically turned on when you click Change background

Changing your background may slow down your device. You may want to turn this feature off to allow other apps to run faster on your computer



# Table of contents

## 01 Backgrounds

You can describe  
the topic of the  
section here

## 03 Reminder

You can describe  
the topic of the  
section here

## 05 Homework

You can describe  
the topic of the  
section here

## 02 Avatars

You can describe  
the topic of the  
section here


## 04 Planning

You can describe  
the topic of the  
section here

## 06 Others

You can describe  
the topic of the  
section here

# Table of contents



01

## Backgrounds

You can describe the topic of the section here

02

## Avatars

You can describe the topic of the section here

03

## Reminder

You can describe the topic of the section here

04

## Planning

You can describe the topic of the section here




This slide is only for Premium users



Go Premium now!






# Change your background in Google Meet

To help limit distractions or make video calls more fun, you can now blur your background or replace your background with an image

---

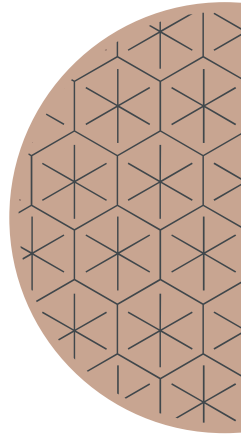



# Change your background in Google Meet

**Important:** Users who join the video call while not logged into a Google account and users which need to knock to get admitted, can only change their background once in the video call. Users who join a G Suite for Education video call can't select their own background images

**Before a video call:** Go to Google Meet and then select a meeting

1. On the bottom right of your self view, click Change Background
  - a. To completely blur your background, click Blur your background
  - b. To slightly blur your background, click Slightly blur your background
  - c. To select a pre-uploaded background, click a background
  - d. To upload your own image for your background, click Add
2. Click Join Now





# Change your background in Zoom

Change your backgrounds easily and make your Zoom  
video calls more fun and original



# Change your background in Zoom

First of all, download the backgrounds you want from this template:

1. Select the slide you want to save
  2. Modify it and add text if needed
  3. Click File > Download > PNG image/JPEG image
  4. It will be downloaded to your computer, and now you can use it as your background image
- First, download the PC version of Zoom and log in with your account
  - Once inside, Zoom, click on Settings, located in the upper right corner
  - Click on the Virtual Fund option
  - Now click on the background you want. If you want to use a background downloaded to your computer, click on the plus symbol and the option to add an image or video will appear



Menu

01

# Backgrounds





---






For teachers

For students











**This slide is only for Premium users**

 **Go Premium now!**







**This slide is only for Premium users**


 **Go Premium now!**

Menu

02

# Avatars



---





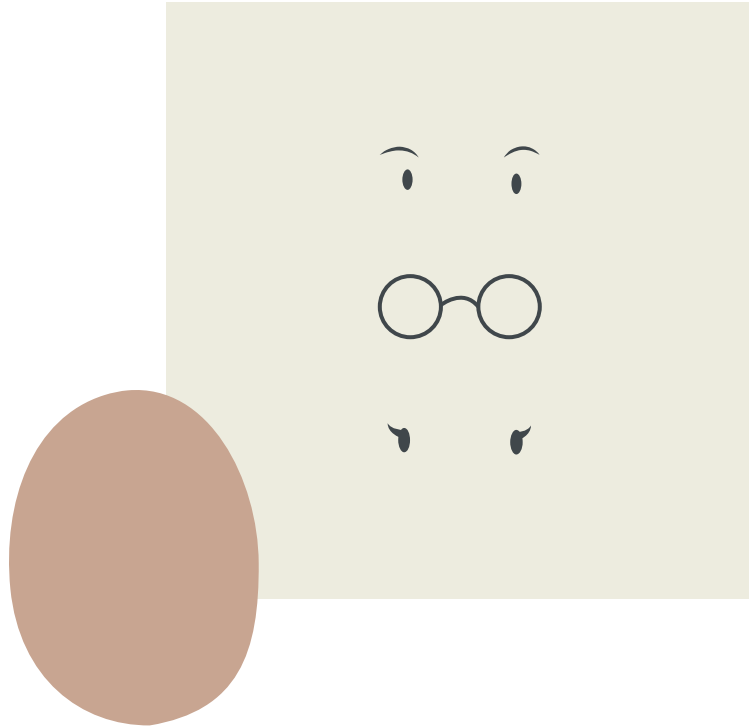
# Customize it

Next avatar




# Customize it

Next avatar



# Customize it

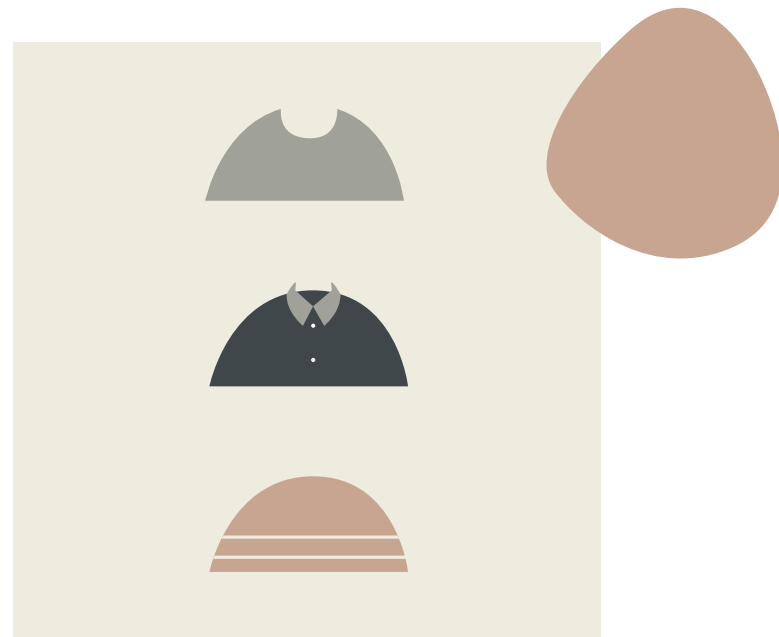

Next avatar



Previous avatar

# Customize it




Next avatar



Previous avatar

# Customize it




Next avatar



Previous avatar

# Customize it

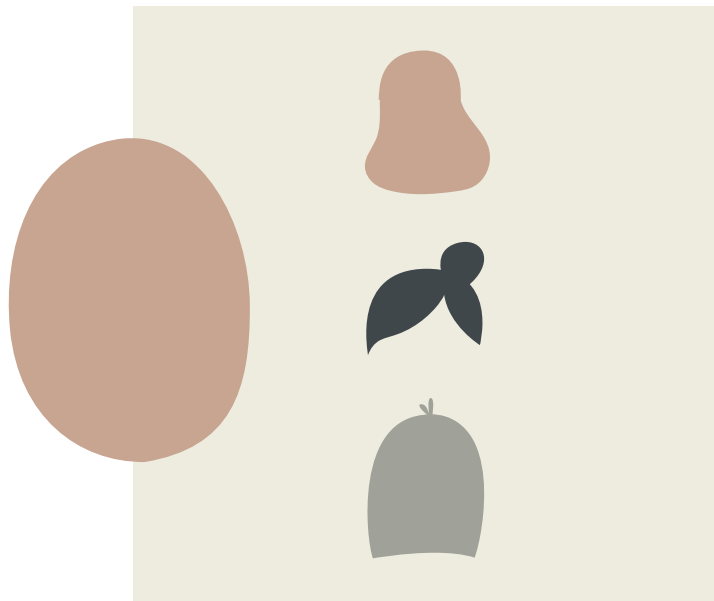

Next avatar



Previous avatar

# Customize it


03. Reminder



Previous avatar

# Customize it

03. Reminder







Previous avatar

# Customize it



03. Reminder



Previous avatar

# Customize it

03. Reminder





This slide is only for Premium users

 Go Premium now!

Previous avatar

# Customize it

03. Reminder





This slide is only for Premium users

 Go Premium now!

Previous avatar

# Customize it

03. Reminder



This slide is only for Premium users

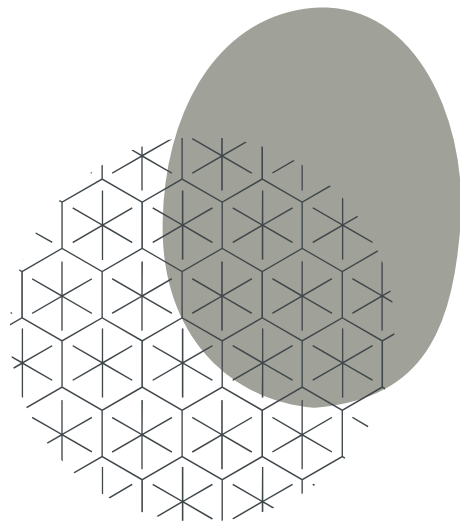
 Go Premium now!

Menu

03

# Reminder

---



# Important for the next class

---

Subject		
Science Music English Math	Read today's lesson	Do exercises 1 and 2
	Bring instrument	Practice song
	Read book	Do grammar exercises
	Do calculation	Learn lesson

# School rules

## It's ok

- Mercury is the smallest planet
- Venus is the second planet from the Sun
- Mars is actually a very cold place

## It's not ok

- Jupiter is the biggest planet of them all
- Saturn is a gas giant with several rings
- Neptune is far away from Earth



# Do not forget

## Tasks

- Translate text
- Paint mural
- Do spelling homework
- Do exercises 4 and 5

## Subjects

- English
- Art
- French
- Math






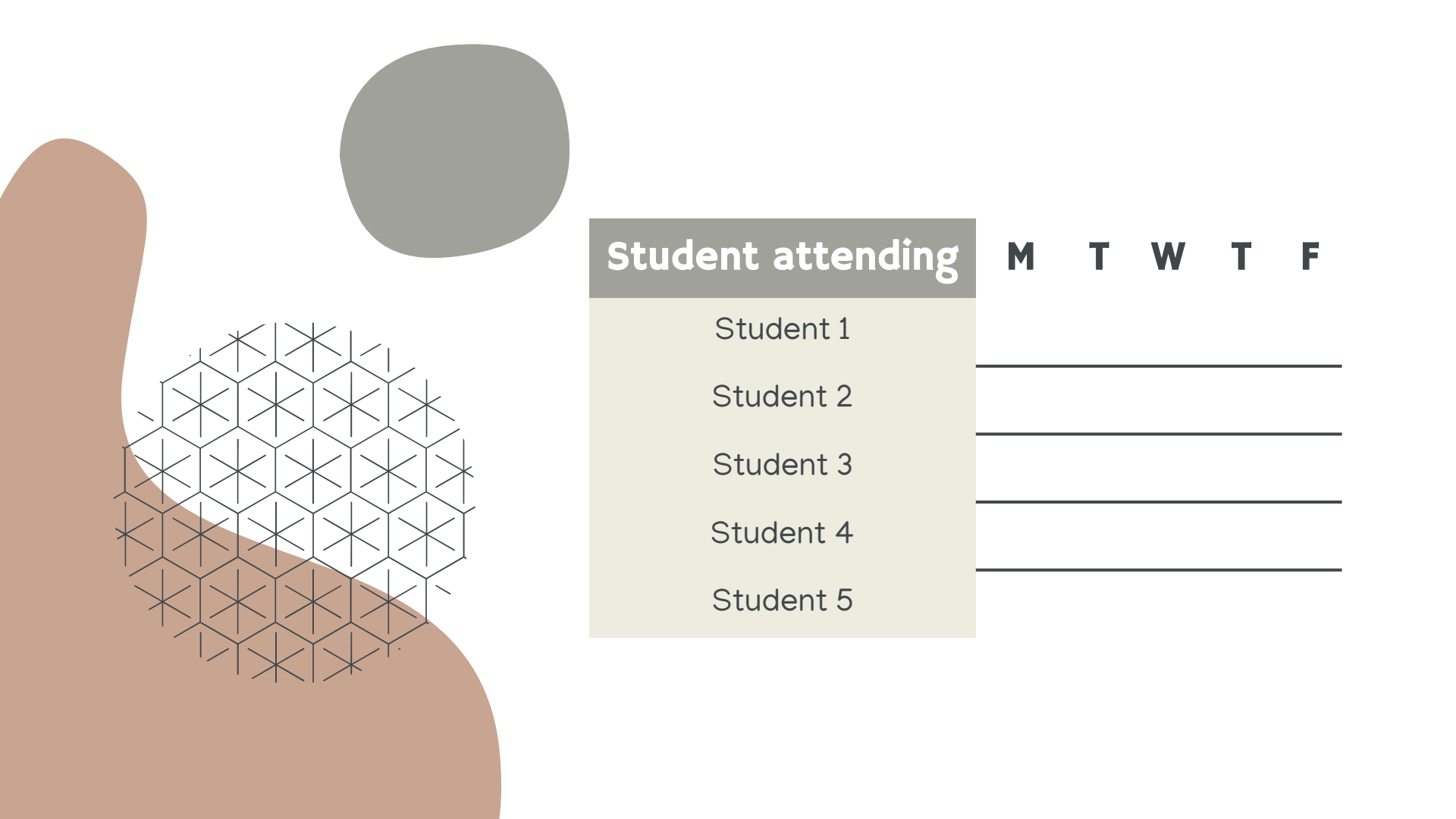
# What materials should I bring to class?





## Notes



Eraser  
Rounded scissors  
Pencils  
Stapler  
Calculator  
Markers



Student attending	M	T	W	T	F
Student 1					
Student 2					
Student 3					
Student 4					
Student 5					



## Activities

- Ask lesson
- Correct homework
- Send homework to the teacher for tomorrow








## Ask homework to:

- Student 1
- Student 2
- Student 3
- Student 4
- Student 5


## Today's tasks

- Do science exercises
- Paint mural
- Do spelling homework



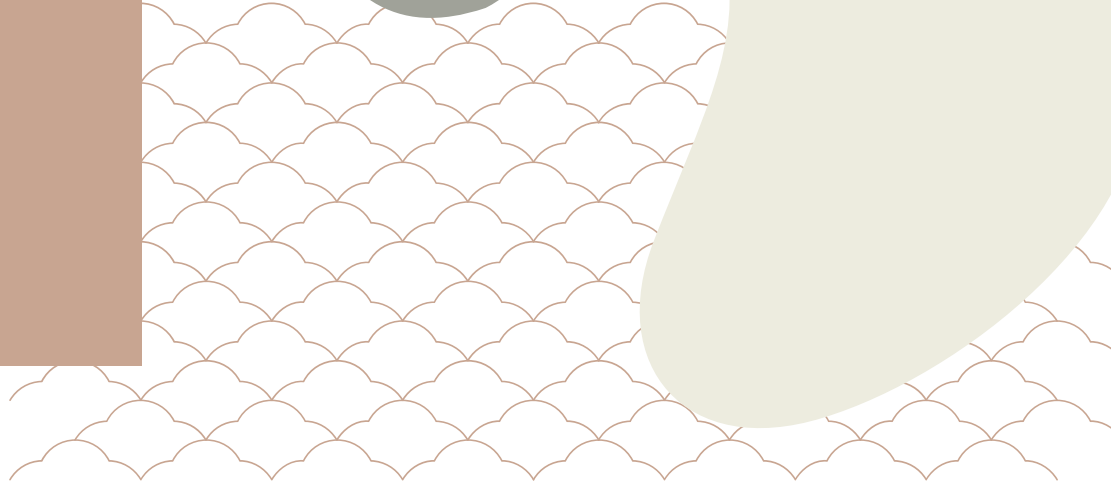
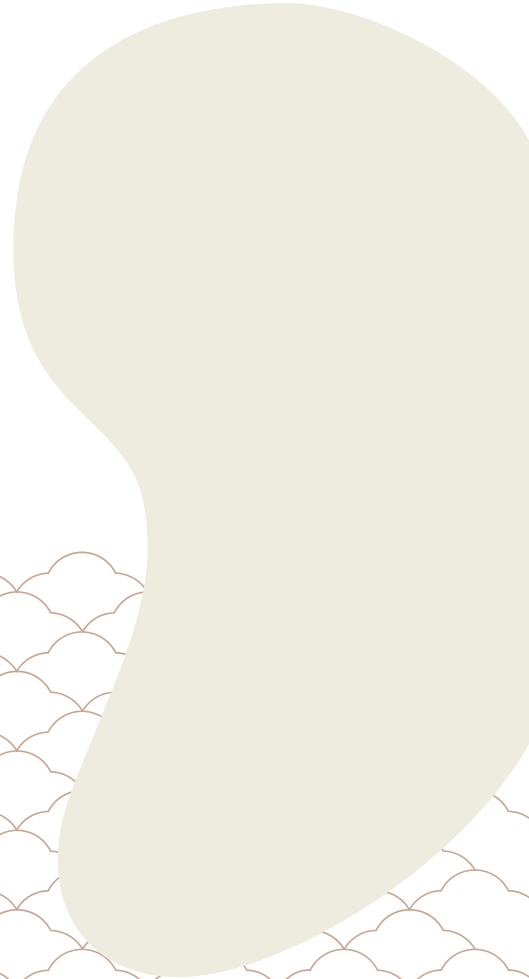


# Homework

- Do science exercises
- Paint mural
- Do spelling homework



# Materials

- ☐ Pencils
- ☒ Scissors
- ☒ Books
- ☐ Folder



## To review

- Write a pending task here
- Write a pending task here
- Write a pending task here



**This slide is only for Premium users**

 **Go Premium now!**



**Menu**

**04**

# **Planning**

---

# Organize your tasks



## Step 1

Mercury is the smallest planet in the Solar System



## Step 2

Jupiter is the biggest planet in the Solar System



## Step 3

Venus is the second planet from the Sun

This slide is only for Premium users

 Go Premium now!

# Day schedule

Day I			
9AM	Art	1PM	Physical Education
10AM	Social Sciences	2PM	Literature
11AM	Science	3PM	Math
12PM	Math	4PM	History
Extracurricular activities (Choose one)			
6PM	Hockey	Dance	Chess

This slide is only for Premium users



Go Premium now!

# Weekly planner

Time	Mon	Tue	Wed	Thu	Fri
8:00 am	Math	History	Science	Art	History
9:00 am	Science	Art	English	French	English
10:00 am	English	French	French	Music	Math
11:00 am	Break				
11:30 am	Music	Math	Maths	Science	French
12:30 pm	Art	Science	Music	History	Music
1:30 pm	Lunch	Lunch	Lunch	Lunch	Lunch

This slide is only for Premium users

 Go Premium now!

# Weekly planning

## Monday

08:00 | Go to class

16:30 | Do homework

## Thursday

08:00 | Breakfast

09:30 | Music class

13:30 | Lunch with mom

## Tuesday

17:00 | Study for Friday

18:00 | Math class

## Friday

07:30 | Review for exam

11:30 | Science test

17:30 | Go to Sarah's

## Wednesday

10:30 | Relax time

19:00 | Piano lesson

## Saturday

11:00 | Do homework

## Sunday

10:00 | Plan next week

# Monthly planner

April

Mo	Tu	We	Th	Fr	Sa	Su
			1	2	3	4
5	6	7	8	9	10	11
12	13	14	15	16	17	18
19	20	21	22	23	24	25
26	27	28	29	30		

# First semester

## January

Mo	Tu	We	Th	Fr	Sa	Su
				1	2	3
4	5	6	7	8	9	10
11	12	13	14	15	16	17
18	19	20	21	22	23	24
25	26	27	28	29	30	31

## February

Mo	Tu	We	Th	Fr	Sa	Su
1	2	3	4	5	6	7
8	9	10	11	12	13	14
15	16	17	18	19	20	21
22	23	24	25	26	27	28

## March

Mo	Tu	We	Th	Fr	Sa	Su
1	2	3	4	5	6	7
8	9	10	11	12	13	14
15	16	17	18	19	20	21
22	23	24	25	26	27	28
29	30	31				

## April

Mo	Tu	We	Th	Fr	Sa	Su
			1	2	3	4
5	6	7	8	9	10	11
12	13	14	15	16	17	18
19	20	21	22	23	24	25
26	27	28	29	30		

## May

Mo	Tu	We	Th	Fr	Sa	Su
					1	2
3	4	5	6	7	8	9
10	11	12	13	14	15	16
17	18	19	20	21	22	23
24	25	26	27	28	29	30
31						

## June

Mo	Tu	We	Th	Fr	Sa	Su
	1	2	3	4	5	6
7	8	9	10	11	12	13
14	15	16	17	18	19	20
21	22	23	24	25	26	27
28	29	30				

# Second semester

July						
Mo	Tu	We	Th	Fr	Sa	Su
			1	2	3	4
5	6	7	8	9	10	11
12	13	14	15	16	17	18
19	20	21	22	23	24	25
26	27	28	29	30	31	

August						
Mo	Tu	We	Th	Fr	Sa	Su
						1
2	3	4	5	6	7	8
9	10	11	12	13	14	15
16	17	18	19	20	21	22
23	24	25	26	27	28	29
30	31					

September						
Mo	Tu	We	Th	Fr	Sa	Su
		1	2	3	4	5
6	7	8	9	10	11	12
13	14	15	16	17	18	19
20	21	22	23	24	25	26
27	28	29	30			

October						
Mo	Tu	We	Th	Fr	Sa	Su
				1	2	3
4	5	6	7	8	9	10
11	12	13	14	15	16	17
18	19	20	21	22	23	24
25	26	27	28	29	30	31

November						
Mo	Tu	We	Th	Fr	Sa	Su
1	2	3	4	5	6	7
8	9	10	11	12	13	14
15	16	17	18	19	20	21
22	23	24	25	26	27	28
29	30					

December						
Mo	Tu	We	Th	Fr	Sa	Su
		1	2	3	4	5
6	7	8	9	10	11	12
13	14	15	16	17	18	19
20	21	22	23	24	25	26
27	28	29	30	31		



# First semester

January						
Mo	Tu	We	Th	Fr	Sa	Su
					1	2
3	4	5	6	7	8	9
10	11	12	13	14	15	16
17	18	19	20	21	22	23
24	25	26	27	28	29	30
31						

February						
Mo	Tu	We	Th	Fr	Sa	Su
		1	2	3	4	5
6	7	8	9	10	11	12
13	14	15	16	17	18	19
20	21	22	23	24	25	26
27	28					

March						
Mo	Tu	We	Th	Fr	Sa	Su
		1	2	3	4	5
6	7	8	9	10	11	12
13	14	15	16	17	18	19
20	21	22	23	24	25	26
27	28	29	30	31		

April						
Mo	Tu	We	Th	Fr	Sa	Su
					1	2
3	4	5	6	7	8	9
10	11	12	13	14	15	16
17	18	19	20	21	22	23
24	25	26	27	28	29	30

May						
Mo	Tu	We	Th	Fr	Sa	Su
1	2	3	4	5	6	7
8	9	10	11	12	13	14
15	16	17	18	19	20	21
22	23	24	25	26	27	28
29	30	31				

June						
Mo	Tu	We	Th	Fr	Sa	Su
			1	2	3	4
5	6	7	8	9	10	11
12	13	14	15	16	17	18
19	20	21	22	23	24	25
26	27	28	29	30		

This slide is only for Premium users

 Go Premium now!

# Second semester

July						
Mo	Tu	We	Th	Fr	Sa	Su
				1	2	3
4	5	6	7	8	9	10
11	12	13	14	15	16	17
18	19	20	21	22	23	24
25	26	27	28	29	30	31

August						
Mo	Tu	We	Th	Fr	Sa	Su
1	2	3	4	5	6	7
8	9	10	11	12	13	14
15	16	17	18	19	20	21
22	23	24	25	26	27	28
29	30	31				

September						
Mo	Tu	We	Th	Fr	Sa	Su
			1	2	3	4
5	6	7	8	9	10	11
12	13	14	15	16	17	18
19	20	21	22	23	24	25
26	27	28	29	30		

October						
Mo	Tu	We	Th	Fr	Sa	Su
					1	2
3	4	5	6	7	8	9
10	11	12	13	14	15	16
17	18	19	20	21	22	23
24	25	26	27	28	29	30


November						
Mo	Tu	We	Th	Fr	Sa	Su
	1	2	3	4	5	6
7	8	9	10	11	12	13
14	15	16	17	18	19	20
21	22	23	24	25	26	27
28	29	30				

December						
Mo	Tu	We	Th	Fr	Sa	Su
			1	2	3	4
5	6	7	8	9	10	11
12	13	14	15	16	17	18
19	20	21	22	23	24	25
26	27	28	29	30	31	

This slide is only for Premium users

 Go Premium now!

Menu



05

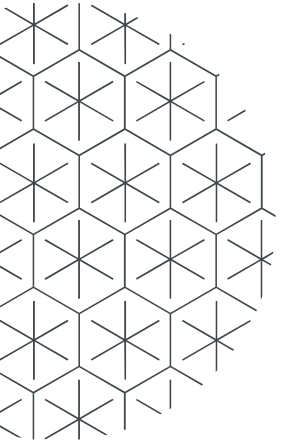
# Homework

---



# Write your homework

**Monday - April 5<sup>th</sup>, 2021**



Science	Do science homework
Math	
Music	
Art	Draw a mural

# Write your homework

Mon	Tue	Wed	Thu	Fri
Read a book Study math Do grammar	Do science	Draw Study music	Translate text Exercise 1	Play piano

# Timetable

	Mon	Tue	Wed	Thu	Fri
8:00 – 8:30	Music	Science	French	English	Science
8:30 – 9:00	Art	English	Math	Music	Art
9:00 – 10:00	French	Math	Science	Art	French
10:00 – 10:45	Lunch				
11:30 – 12:30	Math	Art	Music	French	Music
12:30 – 13:30	Science	Music	Art	Math	Math

# Small steps to achieve my goals

	Mon	Tue	Wed	Thu	Fri
Read a book	<input type="checkbox"/>	<input type="checkbox"/>	<input type="checkbox"/>	<input type="checkbox"/>	<input type="checkbox"/>
Make notes	<input type="checkbox"/>	<input type="checkbox"/>	<input type="checkbox"/>	<input type="checkbox"/>	<input type="checkbox"/>
Exercises	<input type="checkbox"/>	<input type="checkbox"/>	<input type="checkbox"/>	<input type="checkbox"/>	<input type="checkbox"/>
Summary	<input type="checkbox"/>	<input type="checkbox"/>	<input type="checkbox"/>	<input type="checkbox"/>	<input type="checkbox"/>

This slide is only for Premium users

 Go Premium now!

# Test

## Part I

1. Link it:

- a. It's a gas giant and the biggest planet.
- b. It has a beautiful name, but it's hot
- c. Despite being red, it's a cold place

Venus  
Mars  
Jupiter

2. Write the missing data:

Mass	Diameter	Gravity
100	355	?



# Test

## Part II

3. Describe Venus:

It's the second planet from the Sun and it  
has a beautiful name

4. Make a list of synonyms of the given  
word:

Planet	?	?	?
?	?	?	?

# Test

## Part III

5. Mark the correct answers with a circle:

Jupiter?	Mars?	Saturn?
A. Red	A. Red	A. Red
<input checked="" type="radio"/> B. Big	B. Big	B. Big
C. Water	C. Water	C. Ringed

6. Describe Mars: Despite being red, Mars is a cold place  
\_\_\_\_\_  
\_\_\_\_\_

# Test


## Part IV

7. Indicate which planet each word refers to

Hot	
Red	
Big	Jupiter
Helium	
Far	

Cold	Mars
Giant	
Hydrogen	
Close	
Metal	

Menu



# 06 Others

---

# Infographic



## Mars

Despite being red, Mars is a cold place



## Jupiter

Jupiter is a gas giant and the biggest planet



## Saturn

It's composed of hydrogen and helium



## Neptune

Neptune is the farthest planet from the Sun

# Infographic

## Saturn

Saturn is composed of hydrogen and helium



## Neptune

Neptune is the farthest from the Sun



## Mercury

Mercury is the closest planet to the Sun



## Mars

Despite being red, Mars is a cold place



# Infographic



## Mars

Despite being red, Mars is a cold place



## Saturn

It's composed of hydrogen and helium



## Jupiter

Jupiter is a gas giant and the biggest planet

# Infographic

## Venus

Venus is the second planet from the Sun



## Mars

Mars is actually a very cold place



## Neptune

It's the farthest planet from the Sun



## Mercury

It's the closest planet to the Sun



## Jupiter

It's the biggest planet of them all



## Earth

Earth is the place where we all live



This slide is only for Premium users

 Go Premium now!



# This is a graph



## Jupiter

It's the biggest planet of them all



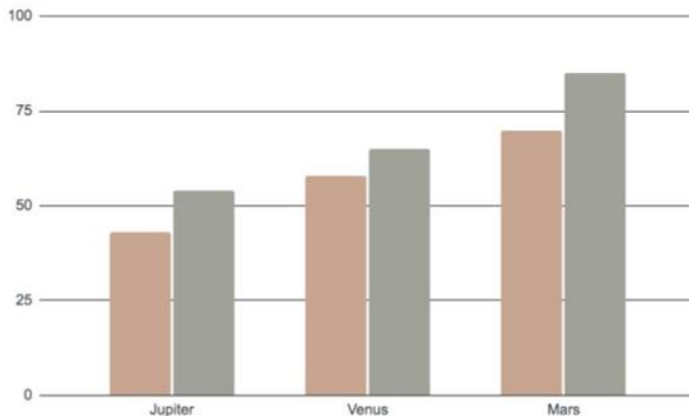
## Venus

Venus is the second planet from the Sun



## Mars

Despite being red, Mars is a cold place



**Saturn**



**Neptune**

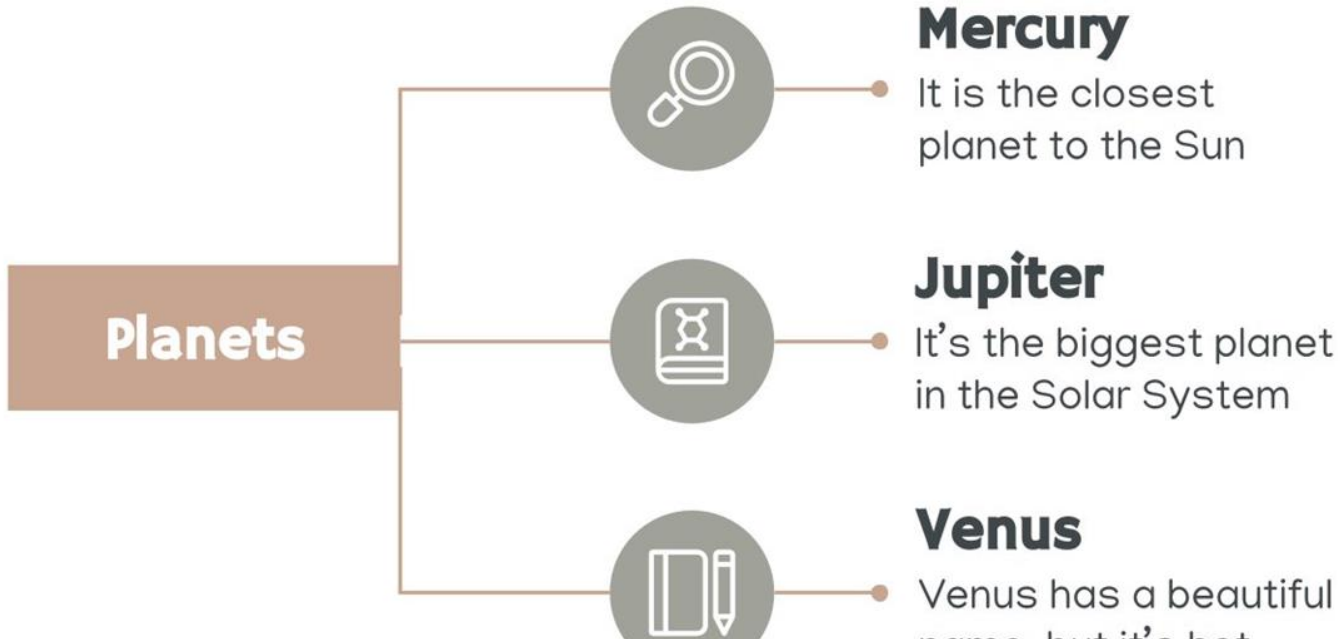
Follow the link in the graph to modify its data and then create the new one here. For more info, click here.

This slide is only for Premium users



Go Premium now!

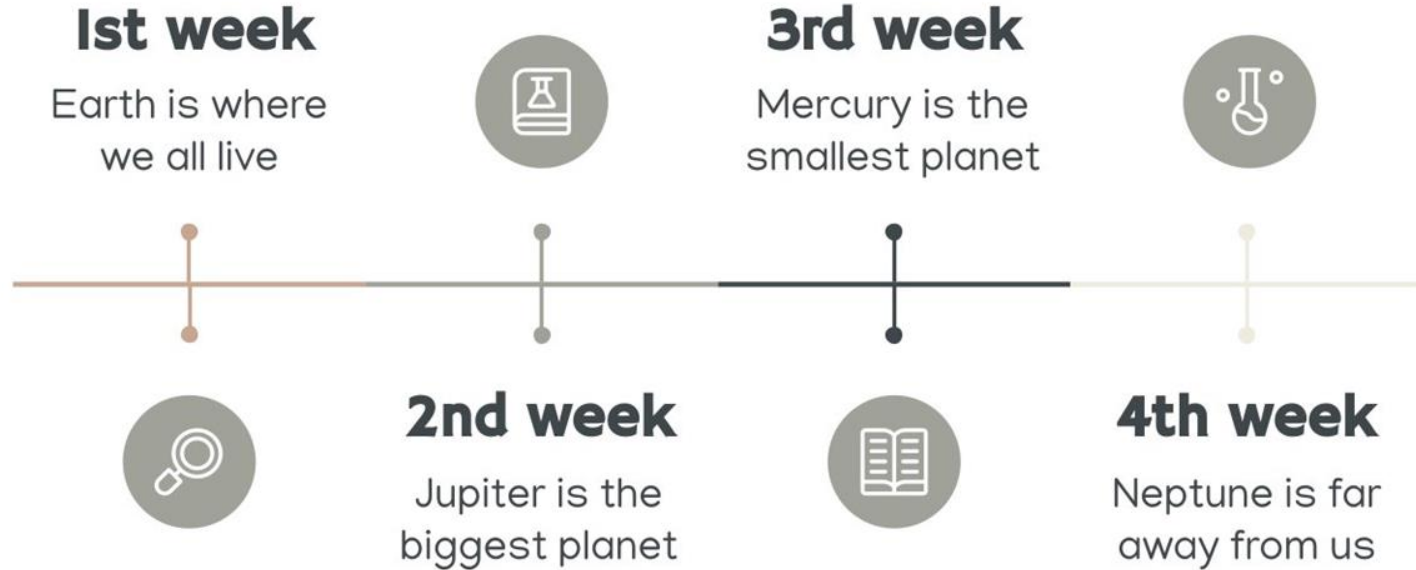
# Diagram



This slide is only for Premium users

 Go Premium now!

# Timeline



This slide is only for Premium users


 Go Premium now!


# The slide title goes here!

Do you know what helps you make your point clear? Lists like this:




- They're simple
- You can organize your ideas
- You'll never forget to buy milk!

And the audience won't miss the point of your presentation



A stack of several books with dark, textured covers is positioned on the left side of the image. The books are slightly offset, showing their edges and spines.

**A picture is  
worth a  
thousand words**

A large, organic, orange-colored shape is located in the upper right quadrant of the image. It has a soft, painterly edge and a slightly darker orange gradient towards the bottom.A solid, bright yellow circle is positioned in the lower left quadrant, partially overlapping the stack of books.A large, dark grey, organic shape is located in the bottom right corner. It has a wavy, undulating top edge and a smooth, rounded bottom.

**A picture is worth  
a thousand words**



**This slide is only for Premium users**



**Go Premium now!**

# A picture always reinforces the concept

Images reveal large amounts of  
data, so remember: use an  
image instead of long texts







# A picture always reinforces the concept

Images reveal large amounts of data, so  
remember: use an image instead of long texts



**This slide is only for Premium users**



**Go Premium now!**



The background features several organic, hand-drawn style shapes. On the left is a large, light brown shape. In the center is a light beige shape containing the text. On the right is a large, greyish-green shape. At the bottom right is a smaller, dark grey oval. At the top center is a black line drawing of a leafy branch.

**Awesome  
words**



# 3,450

Big numbers catch your audience's attention

# Notes

## **Mercury**

Mercury is the smallest planet

## **Venus**

Venus is the second planet from the Sun

## **Mars**

Despite being red, Mars is a cold place

## **Saturn**

It's composed of hydrogen and helium

## **Neptune**

Neptune is far away from Earth

## **Jupiter**

It's a gas giant and the biggest planet



# Notes



## Mercury

Mercury is the smallest planet



## Venus

Venus is the second planet from the Sun



## Mars

Despite being red, Mars is a cold place



## Saturn

It's composed of hydrogen and helium



## Jupiter

It's a gas giant and the biggest planet



## Neptune

Neptune is far away from Earth

This slide is only for Premium users

 Go Premium now!

# Percentages

32%



**Mercury**

Mercury is the  
smallest planet

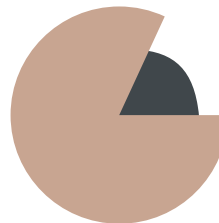
60%



**Neptune**

Neptune is far away  
from Earth

88%



**Saturn**

Saturn is a gas giant  
and has several rings

# Percentages

70%

## Mercury

Mercury is the  
smallest planet



## Mars

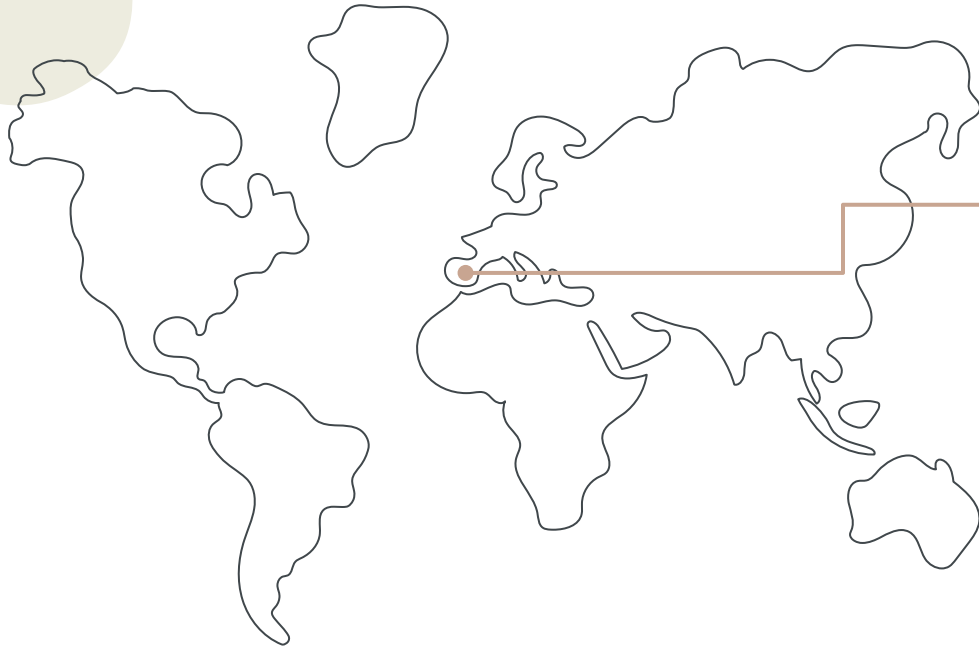
Despite being red,  
Mars is a cold place

30%

This slide is only for Premium users

 Go Premium now!

# This is a map



**Venus**

It has a nice name, but  
it's terribly hot

# This is a map

## California

Venus is the second planet from the Sun

## Florida

Mercury is the closest planet to the Sun







**333,000**

The Sun's mass compared to Earth's

**9h 55m 23s**

Jupiter's rotation period

**386,000km**

Distance between Earth and the  
Moon



# 333,000


The Sun's mass compared to Earth's

# 9h 55m 23s

Jupiter's rotation period

**This slide is only for Premium users**

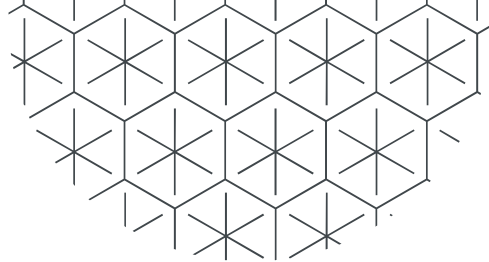
 **Go Premium now!**



“This is a quote, words full of wisdom  
that someone important said and can  
make the reader get inspired”

**—Someone Famous**





# Whoa!

This can be the part of the presentation  
where you can tell a funny anecdote

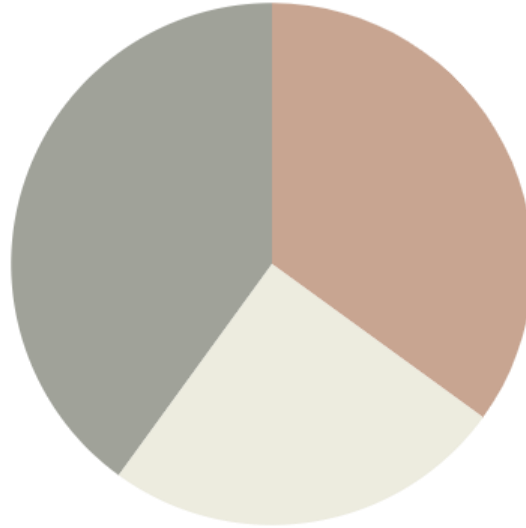
# This is a graph

## Mars 40%

Despite being red,  
Mars is a cold place

## Saturn 25%

It's composed of  
hydrogen and helium



## Neptune 35%

It's the farthest planet  
from the Sun

To modify this graph, click on it, follow the link,  
change the data and paste the resulting graph  
here, replacing this one



# Conclusions



## Mercury

Mercury is the  
smallest planet




## Venus

Venus is the second  
planet from the Sun




## Mars

Despite being red,  
Mars is a cold place




# References

- Author (year). Title of the publication.  
Publisher
- Author (year). Title of the publication.  
Publisher
- Author (year). Title of the publication.  
Publisher
- Author (year). Title of the publication.  
Publisher
- Author (year). Title of the publication.  
Publisher



# Need more columns of text?



## Mercury

Mercury is the smallest planet

## Mars

Despite being red, Mars is a cold place

## Venus

Venus is the second planet from the Sun

## Jupiter

It's a gas giant and the biggest planet



# Our team



## Helena James

You can replace the  
image on the screen  
with your own

## John Doe

You can replace the  
image on the screen  
with your own

# Our team



**Jena Doe**

You can replace  
the image on  
the screen with  
your own



**John Jam**

You can replace  
the image on  
the screen with  
your own



**Ane Smith**

You can replace  
the image on  
the screen with  
your own



**Josh Patt**

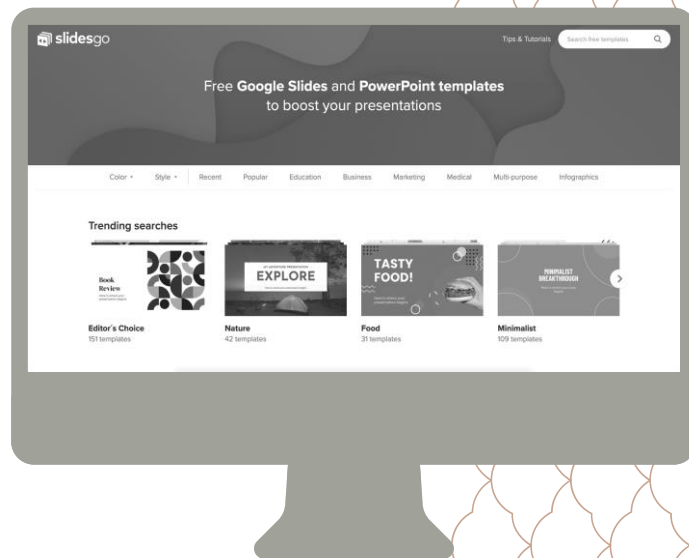
You can replace  
the image on  
the screen with  
your own

**This slide is only for Premium users**

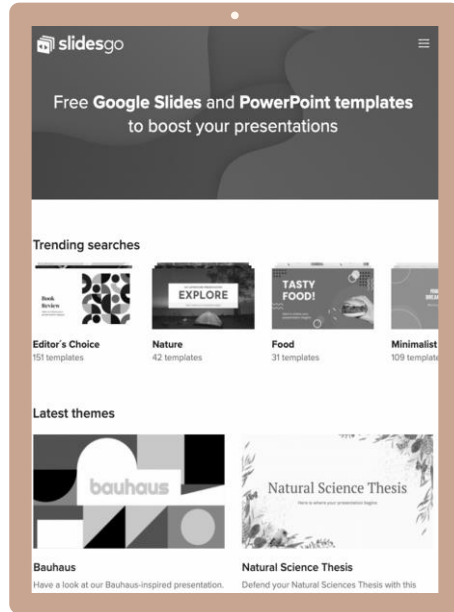
 **Go Premium now!**

# Desktop mockup


You can replace the image on the screen with your own work. Just delete this one, add yours and center it properly



# Tablet mockup



You can replace the image on the screen with your own work. Just delete this one, add yours and center it properly




# Phone mockup



You can replace the image on the screen with your own work. Just delete this one, add yours and center it properly



# Science moodboard



# Math moodboard



# Art moodboard





# Literature moodboard



This slide is only for Premium users

 Go Premium now!

# Geography moodboard



This slide is only for Premium users

 Go Premium now!

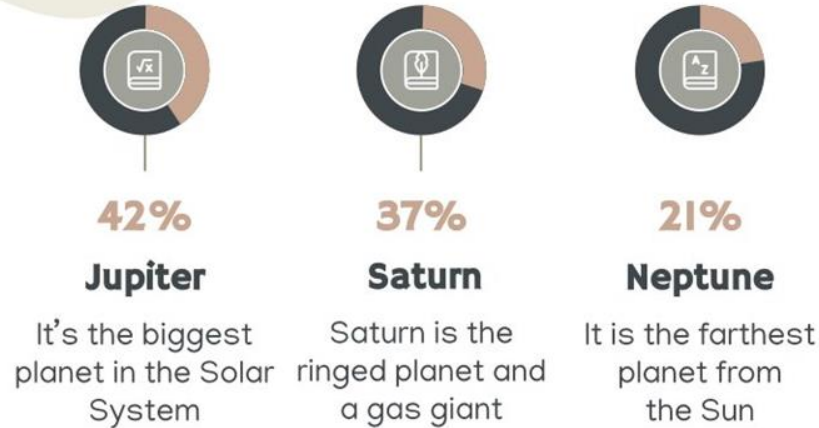
# Pack high school



**This slide is only for Premium users**

 **Go Premium now!**

# Alternative infographic



Mercury is the closest planet to the Sun

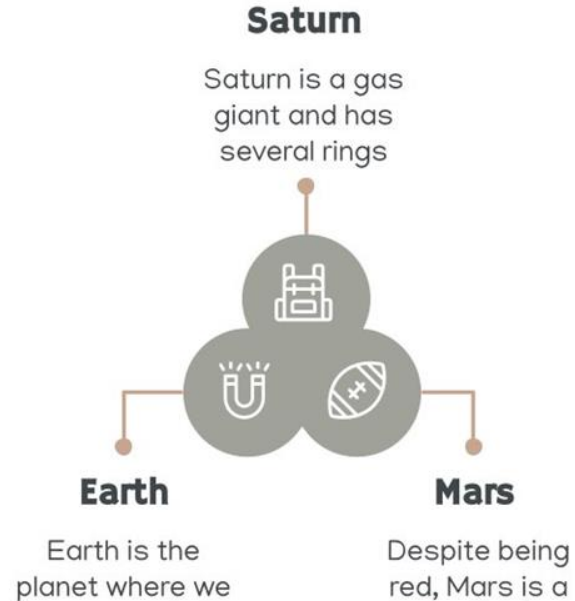
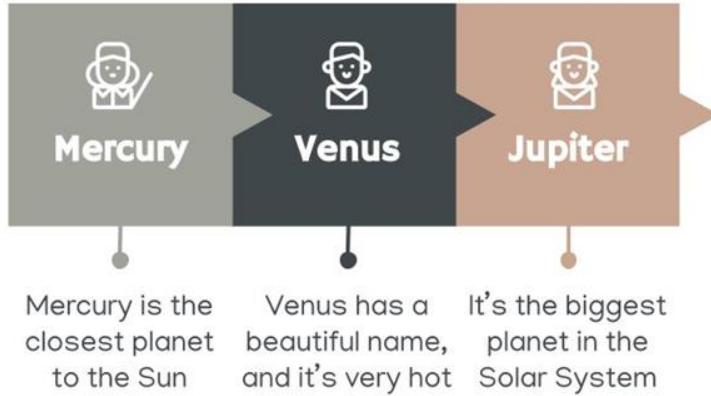
Earth is the third planet from the Sun

Neptune is far away from Earth

This slide is only for Premium users

 Go Premium now!

# Alternative infographic



This slide is only for Premium users

 Go Premium now!

# Alternative resources

## Vectors:

- Wedding facebook cover template
- Wedding planner facebook cover template


## Photos:

- Front view composition with different books
- Full shot student with books floor
- Creative composition with books flower
- Front view stack books with vase flowers
- Medium shot smiley woman reading bed
- Creative assortment world book day

# Alternative resources



# Alternative resources






# Resources

## Vectors:

- Wedding planner facebook cover template
- Covers collection with organic shapes
- Hand drawn people avatar collection
- Collection illustrated people avatars
- Flat design back school background

## Photos:

- Front view stack books with one open
- Top view books with copy space
- Friends attending online class together
- Front view science elements with chemicals assortment




# Resources

- High angle science elements
- Front view science elements arrangement lab
- Scientist working with chemical substances
- Cute girl science lab
- Front view girl scientist posing with lab coat safety glasses
- Mathematics with numbers copy space
- Math colorful rulers supplies calculator
- Maths with numbers stationery school items
- Colorful statistical pie charts
- Girl studying maths
- Girl making calculation
- Apple books pile near chalkboard
- Colorful math numbers with calculator

# Resources

- Flat lay colorful abacus counting
- Dirty coloured palette pain
- Dirty color palette watercolour
- Front view minimalist frame easel brushes
- Close up paintbrush watercolor paint
- Easel watercolor paint
- Brushes paint creativity art concept
- Science elements with chemicals assortment



# Premium resources

## Vectors:

- Flat design back school background
- Hand drawn people avatar collection
- Usa map

## Icons:

- Pack high school

## Photos

- Books randomly stacked shelf
- Stack books library desk
- Woman reading book library



**This slide is only for Premium users**

 **Go Premium now!**

# Premium resources

- Books near flowers pot
- Text article page book
- Books bookshelf
- Student teen looking camera
- Smiling girl holding notebooks
- Happy teen with books looking camera
- Young people standing with books
- Top view opened books table
- Front view pile books with copy space
- Magnifying glass compass maps
- Cardinal points north arrow old map
- Glass notebook feather
- Toy plane maps
- Old fashioned compass map

**This slide is only for Premium users**



**Go Premium now!**

# Instructions for use

In order to use this template, you must credit Slidesgo by keeping the **Thanks** slide.

## You are allowed to:

- Modify this template.
- Use it for both personal and commercial projects.

## You are not allowed to:

- Sublicense, sell or rent any of Slidesgo Content (or a modified version of Slidesgo Content).
- Distribute Slidesgo Content unless it has been expressly authorized by Slidesgo.
- Include Slidesgo Content in an online or offline database or file.
- Offer Slidesgo templates (or modified versions of Slidesgo templates) for download.
- Acquire the copyright of Slidesgo Content.

For more information about editing slides, please read our FAQs or visit Slidesgo School:

<https://slidesgo.com/faqs> and <https://slidesgo.com/slidesgo-school>

# Fonts & colors used

This presentation has been made using the following fonts:

## **Hammersmith One**

(<https://fonts.google.com/specimen/Hammersmith+One>)

## **Manjari**

(<https://fonts.google.com/specimen/Manjari>)

#edecdfff

#c8a591ff

#a0a299

#40474b

#ffffff

# Storyset

Create your Story with our illustrated concepts. Choose the style you like the most, edit its colors, pick the background and layers you want to show and bring them to life with the animator panel! It will boost your presentation. Check out [how it works](#).



Pana



Amico



Bro



Rafiki



Cuate



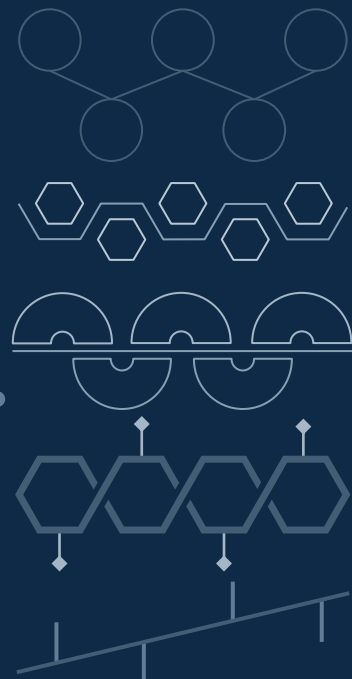
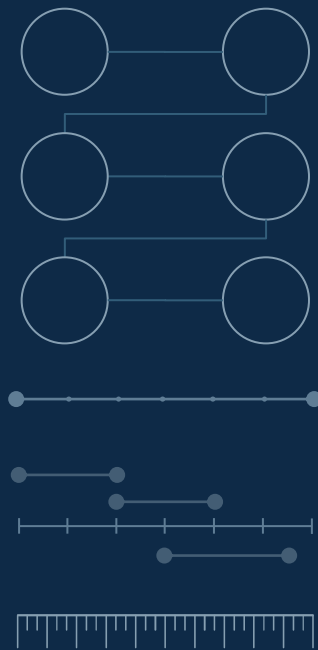
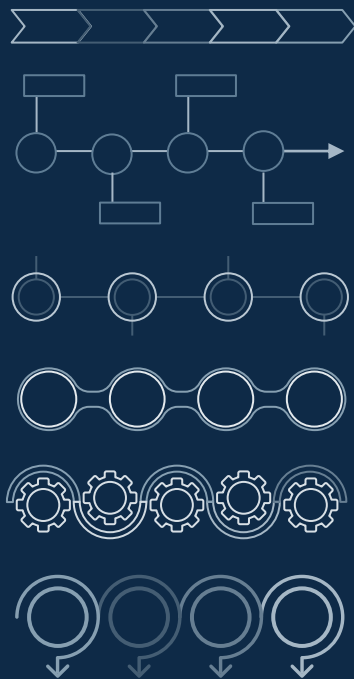
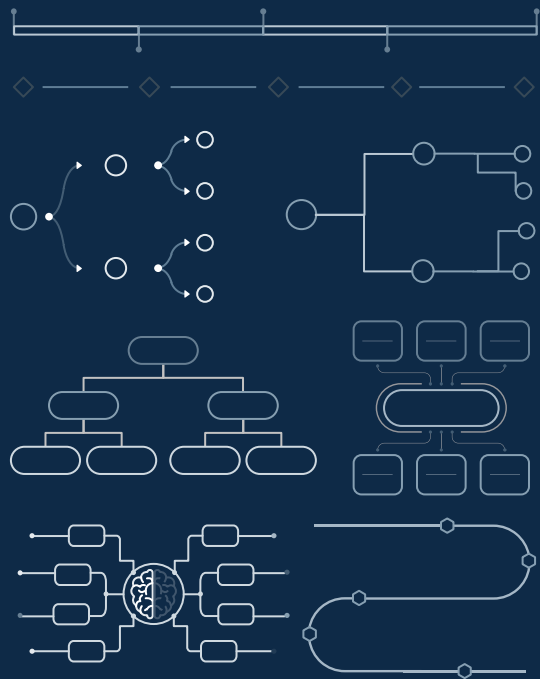
# Use our editable graphic resources...

You can easily **resize** these resources without losing quality. To **change the color**, just ungroup the resource and click on the object you want to change. Then, click on the paint bucket and select the color you want.

Group the resource again when you're done. You can also look for more **infographics** on [Slidesgo](#).









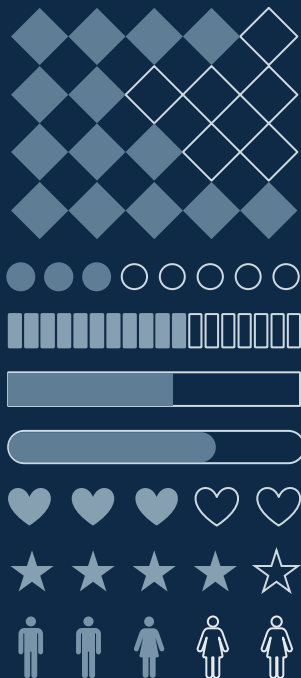


	JANUARY	FEBRUARY	MARCH	APRIL	MAY	JUNE
PHASE 1						
Task 1						
Task 2						
PHASE 2						
Task 1						
Task 2						





	JANUARY	FEBRUARY	MARCH	APRIL
PHASE 1				
Task 1				
Task 2				





## ...and our sets of editable icons

You can resize these icons without losing quality.

You can change the stroke and fill color; just select the icon and click on the paint bucket/pen.

In Google Slides, you can also use Flaticon's extension, allowing you to customize and add even more icons.



## Educational Icons



## Medical Icons





## Business Icons



## Teamwork Icons



## Help & Support Icons



## Avatar Icons



## Creative Process Icons



## Performing Arts Icons



## Nature Icons



# SEO & Marketing Icons



